



DESIGNED BY
Kevin Boland

CHARACTERISTICS
Curvaceous | Cocooning | Pampering

COLLECTION

The Tamaru day bed, complete with half moon side tables, takes on a natural form inspired by a shape of sea coves. Curvaceous and cocooning in design, the traditional caning weave style hints of tranquil bygone days. Perfect for curling up with a good book or loved one.

CUSTOMISATION

Choose your Rehau® fibre colour and cushion colours to style it your way. Make the final statement with OHMM Accent cushions.


TAMARU

SPECS SHEET

Day Bed



Half Moon Side Table



Finishing Materials


Fibre



Chalk



Natural



Titanium

Table Top Glass



Clear Glass

Table Top Options



Fibre




Fibre + Clear Glass

Seat Cushion Fabrics




Natural



Granite



Marfil




Spa



Adriatic



Taupe



Charcoal



Coal


Suggested Combinations

Fibre



Chalk

Fabric



Granite

+

Fibre



Natural

+

Fabric



Natural

Back Cushions

Day Bed Back Cushions

45cm x 60cm | 18" x 24" (4 pcs)

35cm x 35cm | 14" x 14" (3 pcs)

Icons



Optional Covers