



DESIGNED BY
Kevin Boland

CHARACTERISTICS
Rectilinear | Sleek | Modern

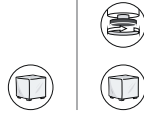
COLLECTION

A modern rectilinear collection - with configuration versatility - reduced to the bare essentials giving a precise sleekness and lightness of lines. Combining powder coated aluminium legs with High Pressure Compact Laminate top slats - extremely durable, impact and moisture resistant as well as anti-bacterial. Also available with Frosted Glass tops.

CUSTOMISATION

Choose your powder coated frame finish, table top and Rehau® fibre colour to style it your way along with cushion colours.

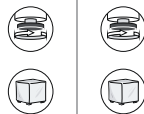
Arm Chair




Dining Table 4 Seater
HPCL Slats



Dining Table 4 Seater
HPCL Slats



Dining Table 6 Seater
HPCL Slats



Lounge Chair



2 Seater Sofa



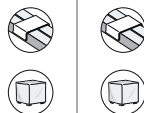
3 Seater Sofa



Corner Module



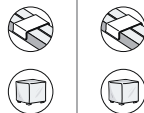
Left Module S



Right Module S



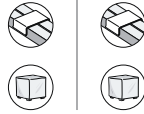
Left Module L



Right Module L



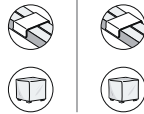
Centre Module S



Centre Module L




Backless Module / Ottoman S




Backless Module / Ottoman L



Chaise Longue L



Chaise Longue R




Side Table HPCL Slats



Coffee Table HPCL Slats



Coffee Table HPCL Slats



Optional Lounge Back Cushion Angular Style



Finishing Materials

Fibre



Chalk



Platinum

Table Top



Frosted Glass



HPCL Marble



HPCL Slate

Table Top Options



Fibre + Frosted Glass Insert




HPCL + Powder Coat

Seat Cushion Fabrics




Natural



Granite



Marfil




Spa



Adriatic



Taupe



Charcoal



Coal


Suggested Combinations

Powder Coat

Fabric



White




Granite

Powder Coat

Fabric



Taupe



Granite

Icons



Adjustable
Gliders



Modular
Clips



Optional
Covers

Sample Configurations

