



DESIGNED BY
OHMM Design Studio

CHARACTERISTICS
Curvaceous | Classic | Generous


COLLECTION

Cala with its curvilinear form and detailed geometric double herringbone weave is inspired by the Art Deco era. Generous, classic and comfortable - Cala will make a statement in any outdoor space.

CUSTOMISATION

Choose your Rehau® fibre colour and cushion colours to style it your way.

Lounge Chair




Lounge Chair XL




2 Seater Sofa



Half Moon Foot Stool



Half Moon Foot Stool XL



Chaise Longue L




Chaise Longue R



Day Bed



Day Bed Side Table



Side Table



Coffee Table



Coffee Table Oval



Finishing Materials

Fibre



Chalk



Sand



Java



Titanium

Table Top Glass



Clear Glass

Table Top Options



Fibre




Fibre + Clear Glass

Seat Cushion Fabrics




Natural



Granite



Marfil




Spa



Adriatic



Taupe



Charcoal



Coal


Suggested Combinations

Fibre



Chalk

Fabric



Granite

+


Fibre



Titanium

+

Fabric



Granite

Back Cushions

Day Bed Back Cushions
50cm x 50cm | 20" x 20" (5 pcs)

Icons



Optional
Covers